



2021 IMPACT REPORT

DARE TO IMAGINE CHURCH, INC.





CONTENTS

- 01 Pastor KJ's Report
- 02 Members, Baptisms & Salvations
- 03 Attendance Statistics
- 04 iGroups & Community
- 05 Community Impact
- 06 Creative & Media
- 07 Financials & Growth

**What no eye has seen,
nor ear heard,
nor the human heart
conceived,
what God has prepared
for those who love him.**

-1 CORINTHIANS 2:9 NRSV



2021 WAS TRULY A BANNER YEAR FOR DARE TO IMAGINE CHURCH

In 2021, we raised a record \$1.6M in revenues, donated more than \$140K to churches and nonprofits, and engaged our community in creative worship and small groups.

Thank you for your continued partnership. We could not have done any of this without your support!

As you read the 2021 Impact Report, I hope you'll take the time to thank God for His favor on Dare to Imagine since our founding in December 2014. I also hope you'll see why our church is a good investment for community impact.

For those looking through this report as an outside observer, I hope you'll be encouraged to commit yourself to the work of God through the local church – here or elsewhere. I know that at Dare to Imagine, our work is changing lives and empowering communities locally, nationally, and globally.

Thank you again for your faithfulness. Our first seven years have been incredible, and I know the best is yet to come!

Kevin R. Johnson, Ed.D.
Founder & Lead Pastor

2021

PASTOR KJ'S REPORT



2021

MEMBERS, BAPTISMS &
SALVATIONS



1158

NEW
MEMBERS
SINCE THE
CHURCH
STARTED

"I've never experienced a church that was so loving and had a heart for the community. I knew I had found my new church home--a place where I could serve and worship God freely."
- Selah D. | July 2021 Baptism



2021 DECISIONS
FOR CHRIST



2021
BAPTISMS

173

14

2021

ATTENDANCE STATISTICS

TOTAL IN-PERSON WORSHIP ATTENDANCE

(DURING GLOBAL PANDEMIC)

11,492 People

TOTAL PRAISE IN THE PARK WORSHIP ATTENDANCE

(JUNE - OCTOBER 2021)

3,200+ People

TOTAL FIRST-TIME GUESTS IN 2021 (IN-PERSON)

884 People

AVERAGE WEEKLY ATTENDANCE

221 People





PRAISE IN THE PARK

In these difficult times, it's more important than ever to find ways to praise God. One creative way we have accomplished this goal is by going outside and worshipping God in nature.

Praise in the Park was not only innovative, but it helped to keep us safe and connected as we dared to worship God during a global pandemic.



2021

iGROUPS &
COMMUNITY

640

PARTICIPATED IN
iGROUPS



NUMBER OF iGROUPS

43

NUMBER OF iGROUP LEADERS

40

NUMBER OF LEADERSHIP
ACADEMY GRADUATES

15



2021

COMMUNITY
IMPACT

\$15,000
RAISED TO
REPLACE
JADA'S ROOF

JADA'S STORY

"My name is Jada Dixon and I am a member of Dare to Imagine Church. The issues with my roof started about 10 years ago. In 2020 it just really got bad. The roof kind of cracked and the rain started coming through.

I started praying, asking God to lead us in what to do. My sister then came up with the idea, 'Why not call your pastor because he is a very giving person?'

So I went to Pastor KJ. "

WATCH JADA'S STORY



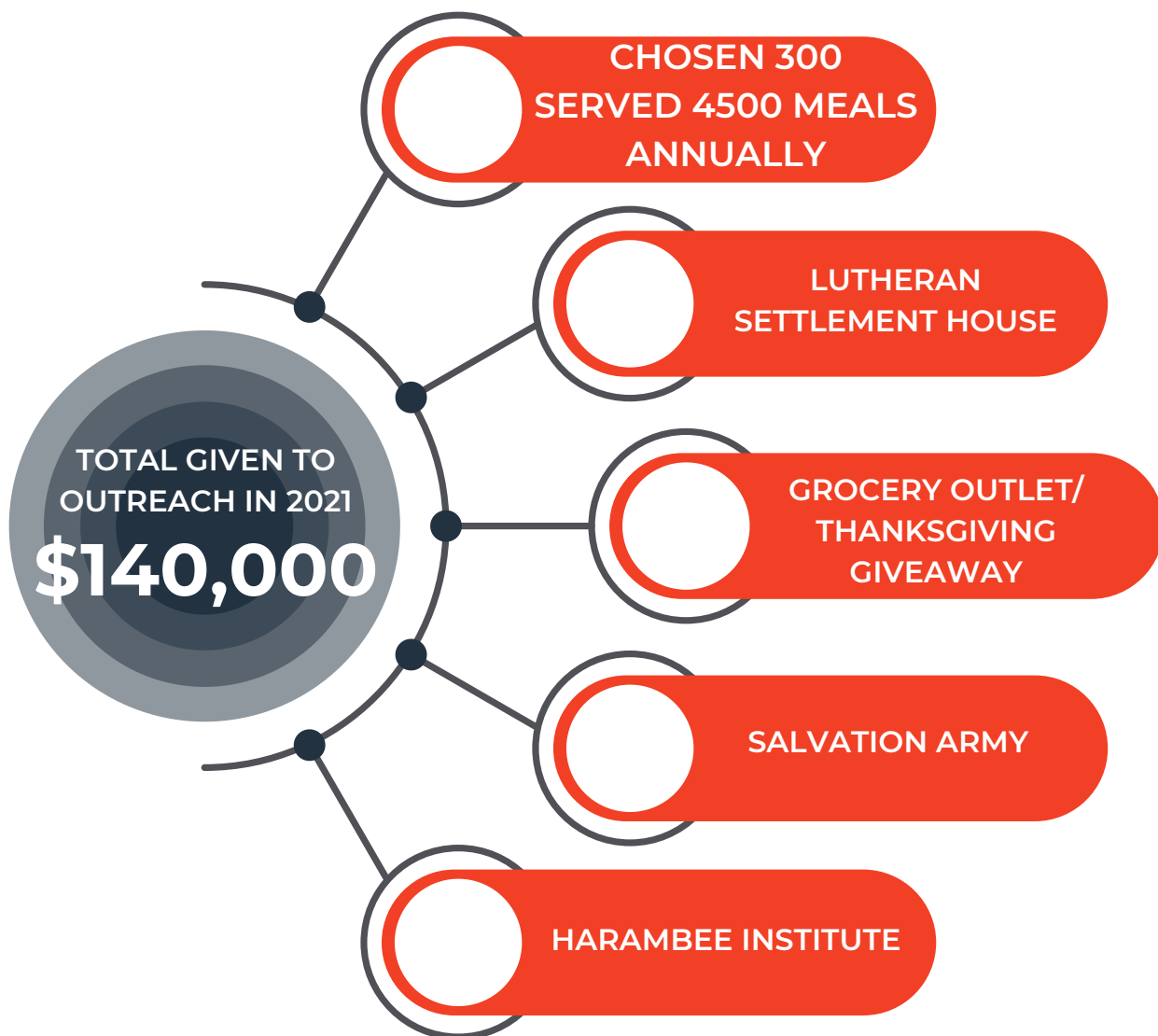
2021

COMMUNITY
IMPACT

\$415,000
GIVEN TO
OUTREACH
SINCE THE
CHURCH
BEGAN



25,000 - VOLUNTEER HOURS
2,500 - SHAREFOOD PROGRAM
1,500 - VACCINATED
1,500 - FED FOR THANKSGIVING
700 - BACKPACKS GIVEN AWAY



A FEW OF OUR 40+
OUTREACH PARTNERS



Even amid a global pandemic, we dared to serve our community. Your giving provides much-needed hope and assistance to individuals, families, churches, entrepreneurs, and members of our beloved community in need of support. Thank you for your faithful giving that allows us to do this vital work!



 D2I
LEVEL
UP

 D2I
LEVEL
UP

 D2I
LEVEL
UP

2021

COMMUNITY
IMPACT



1,500 BLESSED
AT THANKSGIVING GIVEAWAY



**2021 LEVEL UP WOMEN
CONFERENCE
{WATCH VIDEO}**

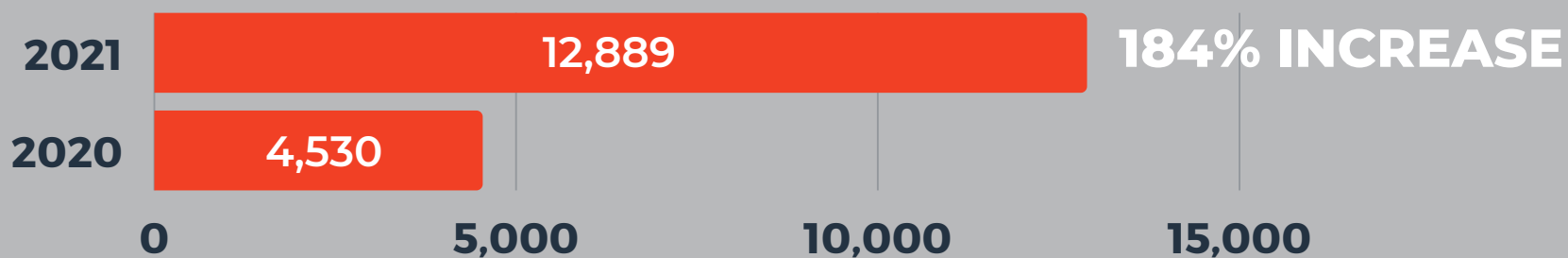
DARE TO IMAGINE ONLINE

Dare to Imagine Church has continued to grow in its reach beyond the walls of our weekend experiences in 2021.

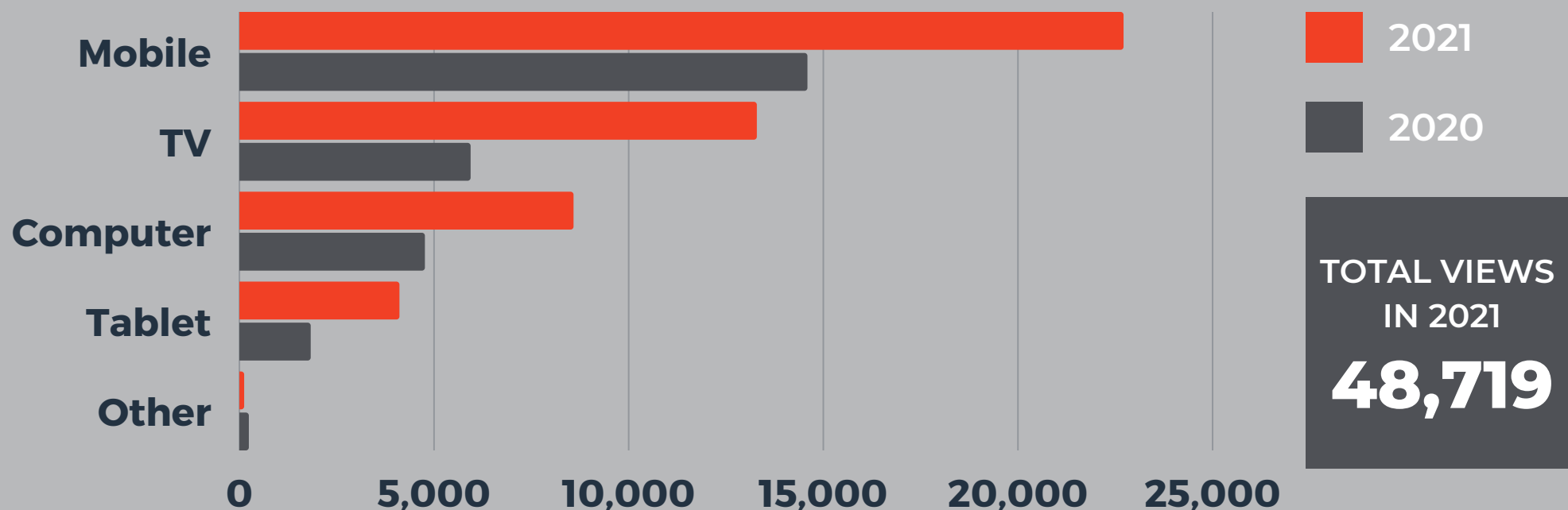
Our church has utilized technology, media, and communication to creatively reach more people than ever with the Gospel of Jesus. The Dare to Imagine app, website, and social media platforms have given people around the world access to sermons and inspirational content.



2021 vs. 2020 | d2ic.org | TOTAL WEBSITE NEW VISITORS



2021 vs. 2020 | YOUTUBE | TOTAL VIEWS







In 2021, our revenues exceeded \$1.6M—a 49% increase from 2020. This was a monumental accomplishment given the challenges all churches and businesses encountered due to the COVID-19 pandemic.

Maintaining fiscal accountability is very important to our pastor and our board of directors. Every year, we voluntarily engage an outside certified public accounting firm (J. Miller & Associates LLC). From our 2021 Financial Review, which is also publicly available at d2ic.org/impact, J. Miller & Associates LLC stated:

“The Church [Dare to Imagine Church] manages its liquidity by operating within a prudent range of financial soundness and stability and maintaining adequate liquid assets to fund near-term operating needs.”

In addition to engaging an outside accounting firm, in 2021 our pastor, Dr. Kevin R. Johnson, initiated the process for Dare to Imagine Church to become accredited by a national financial accountability organization, ECFA ([Evangelical Council for Financial Accountability](https://www.ecfa.org)).

To be certified, an organization must adhere to the ECFA Seven Standards of Responsible Stewardship, including financial accountability, transparency, sound board governance, and ethical fundraising.

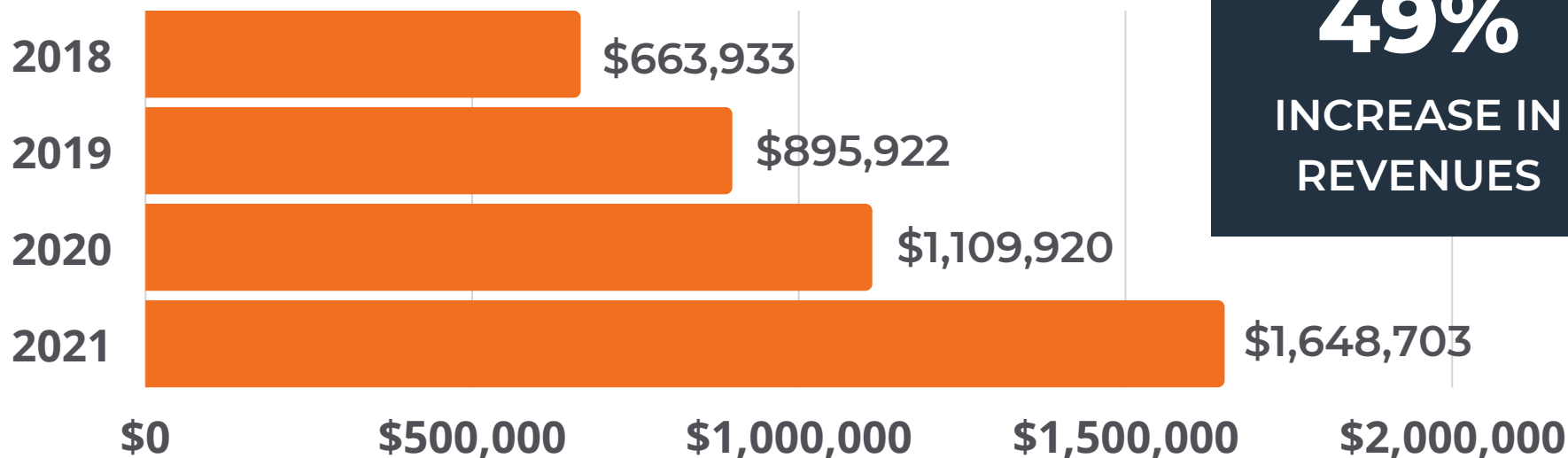
In sum, we are very grateful for the increased support of our donor community. Without your support, we would be unable to change many lives and impact our local, national, and global community. We take the task of managing God’s money very seriously, and we work earnestly to steward your investments for the kingdom of God.

Maurice A. Tucker
Treasurer



2021 TOTAL
INCOME
\$1.6M

2021 OPERATING INCOME COMPARISON



49%
INCREASE IN
REVENUES

CONSECUTIVE YEARS OF GIVING GROWTH

- From 2018 to 2021, our revenues increased from \$663,933 in 2018 to **\$1,648,703** in 2021—a **148% increase** in revenues.

2021

FINANCIALS &
GROWTH

933

DONORS IN 2021



NUMBER OF FIRST-TIME DONORS

332

NUMBER OF RECURRING GIVERS

98

AVERAGE WEEKLY OFFERING

\$31,705

NET CHANGE IN ASSETS

\$246,725

INCOME STATEMENT COMPARISON

LEGEND

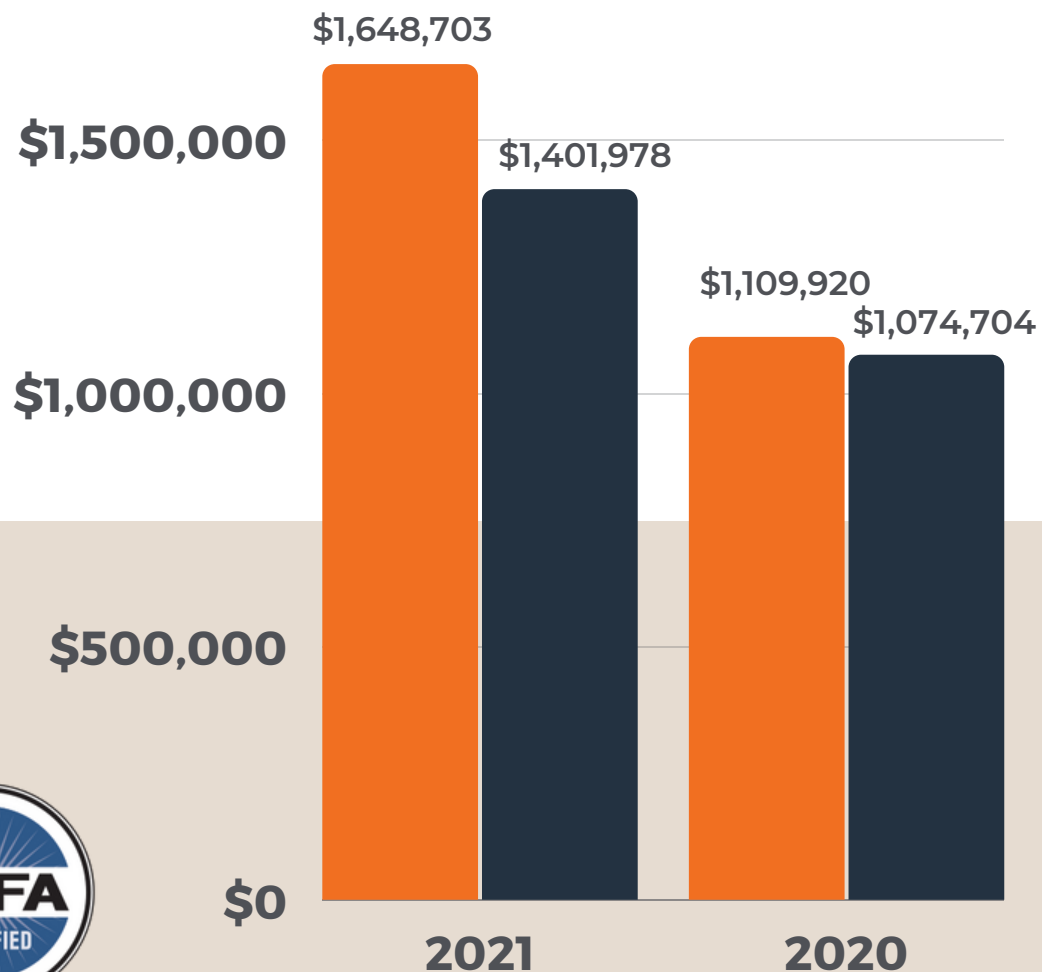


Revenues



Expenses

\$2,000,000



2021

2020

[CLICK HERE FOR
2021 FINANCIAL REVIEW](#)



**2021 CHRISTMAS CONCERT
THE STORY OF JESUS**

2022

NEW LOGO, BRAND,
IDENTITY & STRATEGY



**DARE TO
IMAGINE**

(Launching July 2022)

.....

**Life is better
when you
dare to imagine.**

-PASTOR KJ

.....





**DARE TO
IMAGINE**

d2ic.org | @d2ichurch